



Real Fyre® • 2022 Vent-Free Collection Catalog • FH Peterson Co.



CRAFTED WITH PRIDE  IN THE USA

PREMIUM GAS LOG SETS
Vent-Free Collection



Evening Fyre



Fyreglass



Charred Split Oak

VENT-FREE COLLECTION

Families gathering together to share moments...

The beauty and warmth of a Real Fyre® Vent-Free Gas Log Set in your fireplace provides a special harmony to your living space. During the chill of the season, families and friends get together and share special moments around the coziness and serenity of the fireplace. For over 70 years, Real Fyre® Gas Logs have been there to share in the best of these experiences with you. With the choices available in our Vent-Free Collection, you get the splendor and warmth of a wood fire without the need for venting your fireplace.

The hand crafted and realistically detailed logs are available in a variety of styles, with active natural flames and glowing embers for the look of a wood fire. Let your fireplace showcase the beautiful detail of Real Fyre® gas logs, whether the fire is on or off.

For a more contemporary look, the G21 Series burner presents the color and sparkle of Fyre Glass and Fyre Gems.

With 99% heating efficiency, these sets operate using less gas, saving you energy dollars. ANSI certified for natural or propane gas, the Vent-Free Collection is equipped with an Oxygen Depletion Sensor for safe operation. A variety of control options are available, from manual to electronic to thermostatic remote, allowing you to operate your fireplace from the comfort of your easy chair.

The Real Fyre® Vent-Free Collection is listed for use in solid fuel burning masonry fireplaces, UL-127 factory-built fireplaces certified for use with vent-free logs, and listed vent less firebox enclosures.

WHAT A FIRE IS MEANT TO BE





Foothill Oak (FTO-24)

G19A SERIES

The newest innovation in vent-free gas logs is the G19A Burner System. This clean burning system provides a dazzling flame pattern and offers two distinctive styles of logs. The uniquely designed front log mimics real wood and the glowing embers enhance the beauty and realism of this system.

The G19A Series is available for Natural or Propane gas in 18"/20" and 24"/30" sets, with variable BTU ratings from 23,000 to 40,000. Lava granules and embers are included with the unit.

2 log styles to choose from, sizes 18", 24", & 30":

- **FTO-**** Foothill Oak Gas Logs
- **FTSO-**** Foothill Split Oak Gas Logs

****** Insert size (e.g. **FTO-24**). Add **"P"** for Propane.



- **RF-BTSR1-G** (w/ Golden Oak Cover)
 - **RF-BTSR1-B** (w/ White Birch Cover)
- Bluetooth ON/OFF Remote**
Use your cell phone to control your log set.
(Compatible with -12 Control Valve only)

A number of control options are available including:

- Remote on/off (-12)
- Bluetooth Remote on/off (for -12 control valve)
- Remote with variable flame height control (-15)
- Remote with variable flame height control, electronic ignition, & on demand pilot (-01V)



Foothill Split Oak (FTSO-24)

G19A-24/30-15

Gas Burner w/ electronic variable control





Charred Gnarled Split (CHGS-24)

G10 SERIES

Featuring the popular burnt through front log, the G10 Series is available in five attractive log styles: Charred Frontier Oak, Charred Aged Split Oak, the striking Charred Alpine Birch, Charred Gnarled Split, and the new Gnarled Oak (all ceramic refractory log sets). Lively flames and a large ember bed with Bryte Coals highlight the handcrafted logs, adding efficient heat and unmatched beauty to your fireplace.



Gnarled Oak (GNO-24)

The G10 Series is available for Natural or Propane gas in 16"/18" and 24"/30" sets, with variable BTU ratings from 19,000 to 37,000. Lava granules, embers, and Bryte Coals are included with the unit. Stainless steel models are available for added durability and use in outdoor rooms.


5 log styles to choose from, sizes 16/18", 24", & 30":

- **CHFR-**** Charred Frontier Oak Gas Logs
- **CHAS-**** Charred Aged Split Oak Gas Logs
- **CHAB-**** Charred Alpine Birch Gas Logs
- **CHGS-**** Charred Gnarled Split Gas Logs
- **GNO-**** Gnarled Oak Gas Logs

**** Insert size (e.g. CHFR-24). Add "P" for Propane.**

A number of control options are available including:

- Manual control
- Remote on/off (-12)
- Bluetooth Remote on/off (for -12 control valve)
- Remote with variable flame height control (-15)
- Remote with variable flame height control, electronic ignition, & on demand pilot (-01V)



G10-24/30-SS
Stainless Steel Gas Burner w/ manual control



G10-24/30
Gas Burner w/ manual control



Charred Alpine Birch (CHAB-24)



Charred Aged Split Oak (CHAS-24)



Charred Frontier Oak (CHFR-24)



Evening Fyre Split (ESV-24)

G18 SERIES

The Evening Fyre, Evening Fyre Charred, and the Evening Fyre Split log sets are featured on the advanced G18 Vent-Free Burner System. The logs are sculpted and hand-painted with distinctive charring on the front log, mimicking a wood fire. The dramatic ember bed, with Bryte Coals and two wood chunk decorative covers, enhance the warmth and beauty of the log set.

The G18 Series is available for Natural or Propane gas in 16/18" and 24/30" sets, with variable BTU ratings from 22,000 to 38,000. Lava granules, embers, and Bryte Coals are included with the unit. See-thru sets are also available in 16/18" and 24/30" sizes with BTU's ranging from 29,000 to 40,000.

3 log styles to choose from, sizes 16"/18", 24", & 30":

- **EFV-**** Evening Fyre Gas Logs
- **ECV-**** Evening Fyre Charred Gas Logs
- **ESV-**** Evening Fyre Split Gas Logs

****** Insert size (e.g. EFV-24). Add "**P**" for Propane.

A number of control options are available including:

- Manual control
- Remote on/off (-12)[†]
- Remote with variable flame height control (-15)[†]
- Bluetooth Remote on/off (for -12 control valve)
- Remote with variable flame height control, electronic ignition, & on demand pilot (-01V)

[†]See-thru burners are only available with "-12" and "-15" control valve options.



- **RF-BTSR1-G** (w/ Golden Oak Cover)
 - **RF-BTSR1-B** (w/ White Birch Cover)
- Bluetooth ON/OFF Remote**
Use your cell phone to control your log set.
(Compatible with -12 Control Valve only)



G18-24/30-12
Gas Burner with
on/off remote



G18-2-24/30-15
See-thru Gas Burner with
variable flame height remote



Evening Fyre Charred (ECV-24)



Evening Fyre (EFV-24)



Evening Fyre Split (ESV-24)



Evening Fyre See Thru (EFV-2-16/18)



Evening Fyre (EFV-16/18)



Evening Fyre Split (ESV-16/18)



Evening Fyre Split See Thru (ESV-2-16/18)



Split Oak (S9-24)

G9 SERIES

The traditional beauty of Golden Oak Designer or Split Oak logs add to the elegant burn of the G9 Vent-Free Burner System. Dancing flames and an ember bed, featuring an innovative reflective panel, offer comforting heat and fireside charm.

The G9 Series is available for Natural or Propane gas in 20", 24", and 30" sets, with BTU ratings from 21,000 to 36,000. Lava granules, embers, and Bryte Coals are included with the unit. See-thru sets are also available in 24" size with BTU rating of 31,000.

2 log styles to choose from, sizes 20", 24", & 30":

- **RD9-^{**}** Golden Oak Designer Gas Logs
- **S9-^{**}** Split Oak Gas Logs

^{**} Insert size (e.g. RD9-24). Add "**P**" for Propane.

A number of control options are available for single-sided sets only; they include:

- Manual control
- Remote on/off control (-12)
- Bluetooth Remote on/off (for -12 control valve)
- Remote with variable flame adjusted control (-15)



G9-20/24/30
Gas Burner with
manual control



Golden Oak Designer (RD9-24)



G9-2-20/24/30-12
See-Thru Gas Burner with
on/off remote only.



Golden Oak Designer See Thru
(RD9-2-24)



Valley Oak (V08E-16)

G8E SERIES

Ideal for smaller fireplaces, the Valley Oak logs are featured on the G8E Vent-Free Burner System. Simple in design and function, this reliable system comes standard with a 20,000 BTU model. Also available is a unit designed for bedrooms† with 9,500 BTU's. A decorative front panel and knob cover are included to enhance the realistic look of your fireplace.

† Where permitted by code.

The G8E Series is available for Natural or Propane gas in 16", 20", and 24" sets, with BTU ratings of 20,000 or 9,500.

Log style, sizes 16", 20", & 24":

- V08E-** Valley Oak Gas Logs

Burner Kits:

- G8E-** G8E Series Burner Kit (20,000 BTU)
- G8E-**-R G8E Series Burner Kit (9,500 BTU) *(can be installed in bedrooms)*

** Insert size (e.g. V08E-24). Add "P" for Propane.

Two control options are available:

- Manual control
- Remote on/off control (-12)
- Bluetooth Remote on/off (for -12 control valve)



• RF-BTSR1-G (w/ Golden Oak Cover)

• RF-BTSR1-B (w/ White Birch Cover)

Bluetooth ON/OFF Remote

Use your cell phone to control your log set.
(Compatible with -12 Control Valve only)



G8E-16/20/24
Gas Burner

G21 SERIES

CONTEMPORARY BURNER

This all 304 stainless steel burner burns cleanly with glass/gems directly on burner ports, providing a beautiful sea of flames. Only 10½" front-to-back, the mirrored front and back panels create a high and deep flame appearance. With its sleek lines, wide variety of choices for accessorizing (many unique colors in Fyre Gems and Fyre Glass), and a striking polished mirror finish, the G21 is the perfect addition to any contemporary hearth.



Gold Reflective Fyre Glass (GL-10-HR)

Available with a
Rose Gold trim option

G21-GL-30-12 (shown) Stainless Steel Burners

MODELS*:

G21-GL-18-12 (18")

G21-GL-24-12 (24")

G21-GL-30-12 (30")

See-Thru models
available in 18" & 24" sizes.

Available with Bluetooth Remote
Control Option.

* Add a "P" to end of model #
for Propane (e.g. G21-GL-18-12P)

Fyre Glass

Reflective Fyre Glass


Fyre Gems



GL-**-F
Azuria



GL-**-B
Black



GL-**-FR
Azuria Reflective



GL-**-BR
Black Reflective



GLG-**-B
Black Granite



GLG-**-J
Black Pearl



GLG-**-T
Blue Topaz




GL-**-Z
Bronze



GL-**-N
Caribbean Blue



GL-**-ZR
Bronze Reflective



GL-**-NR
Caribbean Blue Refl.




GLG-**-D
Champagne



GLG-**-A
Deep Amber



GLG-**-E
Emerald




GL-**-C
Clear



GL-**-E
Emerald



GL-**-QR
Copper Reflective



GL-**-ER
Emerald Reflective



GLG-**-C
Glacier



GLG-**-S
Sapphire



GLG-**-RY
Ruby



GL-**-HR
Gold Reflective



GL-**-CR
Champagne Refl.



Remove front mirrored
panel to reveal the hidden,
easy access, pilot controls.

Amount of glass or gems required is 7½ lbs for 18", 10 lbs for 24", 15 lbs for 30" burner, 10 lbs for 18" see-thru, and 12½ lbs for 24" see-thru.

** When ordering glass or gems insert the amount desired in place of the "**". 5 for 5 lbs, 7 for 7½ lbs, 10 for 10 lbs, and 40 for 40 lbs. Example: GL-10-HR

The total amount of glass and gems used must not exceed the amount listed above

PREMIUM ACCESSORIES

Fyrebacks

The Real Fyre® collection of Fyrebacks are specially designed to augment the flame reflection in your fireplace while providing a functional backdrop for your fire logs or Contemporary Alternative products. Contemporary or Traditional styling available in either polished stainless steel, satin stainless steel, black porcelain, or a polished rose gold finish. Whether you're trying to make a dramatic statement or an understated one, Real Fyre® has the Fyreback that's perfect for any hearth.



Traditional Models

| FINISHES | SMALL | MEDIUM | LARGE | X-LARGE |
|--------------------|---------|---------|---------|---------|
| Satin Stainless | FBS-18 | FBS-24 | FBS-30 | FBS-36 |
| Polished Stainless | FBSP-18 | FBSP-24 | FBSP-30 | FBSP-36 |
| Rose Gold | FBSG-18 | FBSG-24 | FBSG-30 | FBSG-36 |
| Black Porcelain | FBSB-18 | FBSB-24 | FBSB-30 | FBSB-36 |



Contemporary Models

| FINISHES | SMALL | MEDIUM | LARGE | X-LARGE |
|--------------------|---------|---------|---------|---------|
| Satin Stainless | FBC-18 | FBC-24 | FBC-30 | FBC-36 |
| Polished Stainless | FBSP-18 | FBSP-24 | FBSP-30 | FBSP-36 |
| Rose Gold | FBCG-18 | FBCG-24 | FBCG-30 | FBCG-36 |
| Black Porcelain | FBCB-18 | FBCB-24 | FBCB-30 | FBCB-36 |

Accessories

Real Fyre® premium accessories are the perfect choice to customize your premium log set. We offer a wide variety of accessory options that will compliment any vent-free fireplace. Optional accessories include: Pine Cones, Acorns, and Wood Chip sets, in addition to our array of optional decorative kits. All accessories are hand crafted and have the kind of realistic detail that brings that wonderfully authentic feel to any hearth. Choose one, or combine several premium accessory sets to make a hearth that is all your own.

Note: The addition of any accessory must not interfere with the flames of the log set.



Lava Fyre Coals (LFC-6)



Lava Fyre Granules (LF-5)



Pine Cone/Wood Chip Decor Pack (DP-2)



Wood Chips (WCH-6)



Pine Cones (PC-4)



Acorns (AC-6)



Charred Birch Decorative Cover (WCBC-1)



Charred Birch Decorative Wood Chunk (WCAB-1)



Wood Chip Ring (WCRD-1)

BEST WARRANTY IN THE INDUSTRY!

REAL FYRE® VENT-FREE GAS LOG SETS LIMITED WARRANTY HIGHLIGHTS

ALL REAL FYRE® VENT-FREE CERAMIC REFRACTORY GAS LOGS ARE WARRANTED FOR AS LONG AS YOU OWN THEM (**LIFETIME**). ALL REAL FYRE® VENT-FREE BURNERS ARE WARRANTED FOR TEN (**10**) YEARS. ALL REAL FYRE® GLASS, GEMS, AND FIBER-CERAMIC BLEND LOGS ARE WARRANTED FOR FIVE (**5**) YEARS. ALL REAL FYRE® VALVES, PILOTS, AND CONTROLS ARE COVERED BY A ONE (**1**) YEAR LIMITED WARRANTY (EXCLUDING BATTERIES).

CRAFTED WITH PRIDE  IN THE USA



RH PETERSON CO.
14724 PROCTOR AVE. CITY OF INDUSTRY, CA 91746
WWW.REALFYRE.COM

Rev. 0 - 2110131430

L-F1-00822